

HYPERTECH

The World Leader In High-Performance Engine Tuning

Plug it up. Power it up. Live it up!

A New Beginning For Hypertech, Inc.

First we want to thank the Hypertech family of businesses and performance associates for their continued support of Hypertech. Lori and I have been involved in and have owned many different successful businesses, but this is our first endeavor in the automotive specialty equipment arena. Lori and I are following in the footsteps of a leader and innovator in the tuning industry, Mark Heffington. We began our Hypertech journey with enthusiasm, motivation and a commitment to continue developing ground-breaking performance products that are environmentally friendly and compliant while maintaining the highest quality standards. We have been overwhelmed by the long-time friendships that this industry creates and the excitement and energy felt, and want to make sure we maintain these. We are so proud to be a part of the passion for automotive performance products. We will face new challenges as we move forward, and from these, new opportunities will surface, and we will be persistent in the evolution of Hypertech.



Jay Ramsey - President
Lori Ramsey - Vice President

Hypertech Power Tuning Technology Is Unmatched

Hypertech's tuning technology is unmatched. Our full staff of engineers stay current on the rapid advancements in tuning and programming technologies. We use state-of-the-art All-Wheel-Drive (AWD) chassis dynamometers, with custom tuning software that allows for dynamic loading of the power absorber, which gives us the ability to simulate aerodynamic drag, additional weight, and even road grade.



We also perform extensive road and track testing, plus consumer beta testing to ensure our tunes are the best. Hundreds of dyno runs are made to optimize engine performance under normal driving and at wide-open throttle. We methodically optimize spark advance and air/fuel ratio point-by-point throughout the entire RPM band from just off idle to wide-open throttle until we have reached maximum horsepower and torque gains, while maintaining safe engine and transmission parameters. Finally, we perfect the tune on the street making sure the vehicle's performance is optimized for normal driving and/or towing heavy loads. And optimized means just that it can't get any better! What's that mean for you? Maximum power and performance, as well as improved fuel economy!



For Gas Vehicles...Power Tuning For Premium And Regular Octane

For vehicles designed to run on regular octane, Hypertech provides two (2) optimized engine tunes, one for premium octane and another for regular octane. For these vehicles we recommend using regular octane due to fuel prices, and because the additional gain with using premium octane is only a minor jump above the regular octane tune. Most vehicles make exactly the same power on tuning optimized for regular as they do with premium, and for these vehicles, there is never a reason to use more expensive premium. Even if you have a vehicle with a slightly higher compression ratio which makes a little more power with premium, you can choose if the gain is worth the extra fuel cost. Hypertech does NOT OFFER regular octane tuning for vehicles that are designed to run on premium octane only. For those vehicles, Hypertech ONLY has premium octane tuning. We focus on efficiency rather than a certain power output, so there are no restrictions on towing loads other than the OEM's maximum allowed capacities for the vehicle. This allows us to offer the most power available for towing period!



Diesel Engine Efficiency = The Most Powerful Tuning Available For Towing

Hypertech offers three (3) stages of Power Tuning for diesels. Even the highest power level, Stage 3, maintains safe EGTs while towing the maximum weight specified by the vehicle's manufacturer. No other tuner offers this level of power for towing. We focus on efficiency rather than a certain power output, so there are no restrictions on towing loads other than the OEM's maximum allowed capacities for the vehicle. This allows us to offer the most power available for towing period! Hypertech's tuning methods optimize the efficiency of your diesel engine producing maximum power, while maintaining safe EGT levels without the sudden loss of power from the de-fueling "band-aid" offered by other tuning products. And because all 3 stages of tuning are safe for towing, we don't offer limited power tunes for fuel economy or towing levels. Our Stage 3 tuning for diesels offers the most powerful tune (up to +176 hp) that maintains engine, turbo, and fuel system efficiency without degrading the integrity of other powertrain components (i.e. transmission slippage). The Stage 2 and Stage 1 tuning offers the same efficient tuning at more moderate power levels, which allows you to choose the tune that best fits your driving style.

Did You Know? Where There's Smoke...There's Wasted Fuel & \$\$\$

It may look cool but if you can see soot, the emissions are poor, and that's not acceptable. The notion that smoke equates to more power just isn't true. A diesel engine operates by compressing the air in its cylinders to such a high temperature and pressure that ignition occurs immediately when fuel is injected into the combustion chamber. A diesel engine has no throttle to restrict the incoming air, so power output is controlled by the amount of fuel injected. Some people think that black smoke coming out of the tailpipe means power, but really it's just burning money.

To increase power in diesel engines, most tuners simply dump more fuel into the engine, which not only leads to excessively high exhaust gas temperatures and black smoke, that could possibly damage the DPF, resulting in more frequent regenerations and dramatically decreased fuel economy. At Hypertech, Power Tuning a diesel engine properly requires more than just injecting more fuel. Our engineers monitor the critical exhaust gas temperature (EGT), emissions and opacity – soot and smoke – when they develop our exclusive Power Tuning programs.



Hypertech Power Tuning Products Are 50-State Street-Legal & Clean

50state
street legal

In the interest of improved air quality, the California Air Resources Board (CARB) requires new vehicle and manufacturers of aftermarket parts to develop engine and emissions equipment that either reduce or maintain specific air pollutants affected by vehicle use. Both the California Vehicle Code (Section 27156) and Federal Clean Air Act (administered by the Environmental Protection Agency) prohibit modifications that increase vehicle emissions. Hypertech includes meeting all E.O. requirements in its product development process. This guarantees that users of Hypertech Power Tuning products will meet certification requirements when registering, selling or needing to pass various emissions tests or Inspection and Maintenance (I&M) programs administered by state or local enforcement agencies. So, on an ongoing basis, Hypertech obtains and includes CARB E.O.s for its emissions-related products. This ensures these products are not detrimental to ambient air quality and meet requirements necessary for their legal sale and use. Make sure that any emissions-related product you buy and install carries an E.O. number. Without this verification you are at risk, in potential violation of regulations and may incur unnecessary financial obligations during vehicle inspection. Go to hypertech.com and do a product search by vehicle year/make/model for specific CARB E.O. certifications.



Improved Fuel Economy From More Efficient Engine Tuning

For years, Hypertech users towing both light and heavy loads, and even those who don't use their vehicle for towing, have been raving about their increased power and have reported a 1 to 3 miles-per-gallon fuel increase. We put our tuning methods to the test at an EPA/CARB-recognized lab. EPA transient cycle testing proved a 13.67% mpg increase in gas vehicles and a 9.73% increase in fuel efficiency for diesels with Hypertech tuning*. Fuel economy can vary based on driving conditions, vehicle loads, driving style, fuel grade variances, and vehicle tolerances. By utilizing the maximum most efficient engine tuning, vehicle's use less fuel to accelerate, pass slow traffic, and maintain cruising speeds, which in turn increases fuel economy. It's the best of both worlds...Maximum power and performance with improved fuel economy!

"The Hypertech programmer has increased my mileage and performance expedientially! I'm extremely satisfied with the value for dollar it has brought me."

- Fred Geis, Chevrolet Tahoe 5.3

"The difference with Hypertech is nothing short of unbelievable! My mileage has improved from 13mpg to 18mpg towing my bass boat or not."

- Terry McWhirter, GM 3500 6.6 Duramax

"More power and performance plus my truck now gets approximately 22mpg on cruise and flat roads doing the speed limit. I would normally get 17mpg."

- Layyr Lazar, Ford F250 6.4 Power Stroke

* Actual MPG gains may vary slightly from those shown.

Quick & Easy Installation



All of Hypertech's products are easy to install and use, from the plug-and-play installation of our React Throttle Optimizer and all of our programmers, to the simple plug-and-go installation of our Interceptor or In-line Speedometer Calibrator. And when you take your vehicle in for servicing, you can return your vehicle back to the stock tuning just as easily so you don't lose the Hypertech tuning program.

Plays Well With Others



Hypertech tuning works well with popular bolt-ons like cold air intakes, headers, and cat-back exhaust systems. And in some applications, Hypertech has developed specific engine tuning calibrations for the most popular aftermarket cold air intakes when they are installed for optimum vehicle performance.

Table Of Contents

React Throttle Optimizer	5-6
Max Energy 2.0 Power Programmer	7-8
Max Energy 2.0 JK Edition	9-10
Max Energy Power Programmer	11-12
Interceptor Power Tuning For Toyota iForce	13
Speedometer Calibrator	14
In-Line Speedometer Calibrator	15
Power Chip For GM	16
Accessories	16
Hypertech Dyno Charts Explained	17
Policies/Warranty Information	18



USA
Designed & Built

HYPERTECH
The World Leader In High-Performance Engine Tuning

hypertech.com

3215 Appling Road • Bartlett, Tennessee 38133-3999
Office Hours: 8am -5pm, Central Time, Mon. -Fri.
Tech: 901.382.8888 • Business: 901.385.1888 • Fax: 901.373.5290

hypertech.com   

REACT™

THROTTLE OPTIMIZER



Available for select Chrysler/Dodge/Fiat
Ford/GM/Infiniti/Jeep/Lexus/Lincoln
Nissan/Ram/Scion/Toyota...Plus Others!

Performance Version Modes

Track | Sport | Street | Economy | Stock

Off-Road Version Modes

Mud/Sand | Street | Economy | Crawl | Stock

Tow Version Modes

Heavy Tow | Tow | Mileage | Wet/Ice | Stock

How Will You React?

REACT™* is Hypertech's innovative new throttle optimizer which combines Hypertech's history of award-winning Engineering and exciting performance. The REACT offers fully customizable control over your vehicle's throttle response. The simple control knob allows you to switch between multiple modes and control the throttle intensity of each mode on-the-fly. The REACT installs easily and is completely plug-and-play, has an automatic setup sequence so no disassembly is required, comes with a magnetic A/C vent mount (Pedestal swivel mount also available - Sold separately at hypertech.com), and doesn't void your factory warranty. Plus the REACT is internet updateable. Three (3) versions of the REACT throttle optimizer are available to fit your particular driving needs...Performance, Off-Road, and Tow.

Multiple Levels Of Safety Protection

Hypertech's REACT Throttle Optimizer has built in safety protection. Our Engineers spec'd a design that incorporates multiple checks of the accelerator pedal signals coming and going from the microprocessor inside. If any process is not performing exactly as expected the REACT will enter a bypass mode which removes it's circuitry from the path to the ECU, and flashes an error signal on the control unit. This makes the REACT the most thorough design on the market!

The React Is A Must For Off-Roaders

Hypertech's REACT Off-Road Version was developed specifically to offer throttle curves specifically for the off-road enthusiast in mind. Our Engineers jumped at the chance to tailor the throttle response curves for the off-road because they're enthusiasts too! The MUD/SAND curve brings the power on quickly to help clear the tires out and get you going. The CRAWL curve smooths the pedal response to allow even power delivery even over the roughest terrain. The STREET and ECONOMY curves allow you to make the best of your rig on the street too.

Custom Tuning Software

While most people will be completely happy with the preset curves, and full adjustability of the REACT, we wanted to make sure we offered the best option for even the most technical enthusiasts. The REACT Custom Tuning Software allows full control of the curves, adjustment gains, and dampening factors just like the Engineers used to setup the curves we like. You can even share your new curves with your friends, car/Jeep club members, etc. There's nothing like the REACT when it comes to customization!



WARNING

Cancer and Reproductive Harm
www.P65Warnings.ca.gov

* Not legal for sale/use in CA.

hypertech.com

Over 5000 React Throttle Optimizer Applications

Below is a small portion of the total applications for the React Throttle Optimizer. If you do not see your application below, visit hypertech.com and do a product search by year, make, and model of your vehicle to see if your application is included.

REACT PERFORMANCE VERSION

Chrysler/Dodge/Fiat/Jeep/Ram

Part #101100

2019-2010 Challenger/Charger/300
2019-2007 Ram 1500/2500/3500
2016-2008 Viper
2009-2007 Challenger/Charger/300/Magnum

Part #101101

2006-2005 Ram 1500/2500/3500
2006-2005 Challenger/Charger/300/Magnum

Part #101102

2019 Ram 1500 (Gas)
2018-2013 Fiat 500

Part #101200

2019-2007 Grand Cherokee
2018-2007 Wrangler (JK)

Part #101201

2006-2005 Grand Cherokee

Part #101202

2019-2018 Wrangler (JL)

Part #101300

2019-2017 Ford GT
2019-2011 Mustang
2019-2011 Explorer
2019-2011 F250-F550 Super Duty
2019-2011 Edge
2019-2010 Fusion
2019-2010 Taurus
2019-2010 Flex
2019-2009 F150
2019-2009 Expedition/Navigator
2019-2008 Focus

Ford/Lincoln

Chevrolet/GMC/Pontiac

Part #101401

2019 1500 Silverado/Sierra
2019-2016 Camaro
2019-2014 Corvette

Part #101402

2019 1500 Truck (Legacy)
2019-2007 2500/3500 HD Truck
2019-2007 Full Size SUV
2018-2007 Silverado/Sierra
2015-2010 Camaro
2013-2005 Corvette

Part #101403

2019-2014 Impala
2019-2004 Colorado/Canyon/H3
2009-2008 G8

Part #101500

2019-2011 GX460
2019-2010 4Runner
2019-2008 Sequoia/LX570
2019-2008 Land Cruiser
2019-2007 Tundra
2016-2011 tC
2015-2010 Prius
2014-2008 IS F
2013-2009 Corolla
2013-2008 Highlander
2013-2006 IS 350
2012 LFA
2011-2007 Camry

Lexus/Scion/Toyota

Lexus/Toyota

Part #101501

2019-2005 Tacoma
2017-2007 FJ Cruiser
2015-2004 Hilux
2011-2008 GX460
2011-2008 GS460
2009-2004 Prius
2009-2003 4Runner
2009-2003 GX470
2007-2004 Highlander
2007-2003 Sequoia
2006-2004 Tundra

Part #101502

2019-2018 LS Models
2019-2018 LC Models
2019-2016 Hilux
2019-2016 GS F
2019-2016 Prius
2019-2015 NX Models
2019-2015 RC Models
2019-2014 Highlander
2019-2014 IS 350
2019-2014 Corolla
2019-2012 Camry

Infiniti/Nissan

Part #101600

2019-2017 Armada
2019-2016 Titan
2019-2014 QX80
2019-2011 QX56
2019-2005 Frontier

Part #101601

2015-2005 Armada
2015-2004 Titan
2010-2004 QX56

REACT OFF-ROAD VERSION

Dodge/Jeep/Ram

Part #105100

2019-2007 Ram 1500/2500/3500

Part #105102

2019 Ram (Gas)

Part #105200

2019-2007 Grand Cherokee
2018-2007 Wrangler (JK)

Part #105202

2019-2018 Wrangler (JL)
2019-2015 Renegade
2019-2014 Cherokee

Ford

Part #105300

2019-2017 F150 Raptor
2019-2011 F250-F550 Super Duty
2019-2009 F150

Chevrolet/GMC

Part #105401

2019 1500 Silverado/Sierra

Part #105402

2019 1500 Truck (Legacy)
2019-2007 2500/3500 HD Truck
2018-2007 Silverado/Sierra

Part #105403

2019-2004 Colorado/Canyon/H3

Nissan/Toyota

Part #105500

2019-2010 4Runner
2019-2008 Land Cruiser
2019-2007 Tundra

Part #105501

2019-2005 Tacoma
2017-2007 FJ Cruiser

Part #105600

2019-2005 Frontier
2015-2005 Xterra

REACT TOW VERSION

Dodge/Jeep/Ram

Part #102100

2019-2007 Ram 1500/2500/3500

Part #102101

2006-2005 Ram 1500/2500/3500

Part #102102

2019 Ram 1500 (Gas)
2018-2014 Promaster

Part #102200

2019-2007 Grand Cherokee
2018-2007 Wrangler (JK)

Part #102201

2006-2005 Grand Cherokee

Part #102202

2019-2018 Wrangler (JL)

Ford/Lincoln

Part #102300

2019-2016 F650-F750
2019-2015 Transit
2019-2011 F250-F550 Super Duty
2019-2011 F53 Motorhome
2019-2009 F150
2019-2009 Expedition/Navigator

Chevrolet/GMC

Part #102401

2019 1500 Silverado/Sierra

Part #102402

2019 1500 Truck (Legacy)
2019-2007 2500/3500 HD Truck
2019-2007 Full Size SUV
2018-2007 Silverado/Sierra
2009-2006 Kodiak/Topkick (Diesel)

Part #102403

2019-2007 Express/Savana (Gas)
2019-2006 Express/Savana (Diesel)
2019-2004 Colorado/Canyon/H3

Toyota

Part #102500

2019-2010 4Runner
2019-2008 Sequoia/LX570
2019-2008 Land Cruiser
2019-2007 Tundra
2013-2008 Highlander

Lexus/Toyota

Part #102501

2019-2005 Tacoma
2017-2007 FJ Cruiser
2015-2004 Hilux
2011-2008 GX460
2009-2003 4Runner
2009-2003 GX470
2007-2004 Highlander
2007-2003 Sequoia
2006-2004 Tundra

Infiniti/Nissan

Part #102502

2019-2016 Hilux
2019-2014 Highlander

Part #102600

2019-2017 Armada
2019-2016 Titan
2019-2014 QX80
2019-2011 QX56
2019-2005 Frontier

Part #102601

2015-2005 Armada
2015-2004 Titan
2010-2004 QX56

MAX ENERGY 2.0

POWER PROGRAMMER



Part #2000

Part #2100

(Emissions-Certified)

Available for select
2005-up Chrysler/Dodge
Ford/GM/Jeep/Nissan/Ram

Go to hypertech.com and do a product search by vehicle year/make/model for applications, power gains, performance features, and CARB E.O. certifications

The Most Powerful & Efficient Engine Tuning Available

The Max Energy 2.0 Power Programmer delivers more power-per-dollar than any other bolt-on on the market today. Plus, it installs in less than 15 minutes without using tools or getting your hands dirty. Our award-winning Power Tuning adds maximum horsepower, torque, and performance for any kind of driving for vehicles using regular, premium, E85, as well as diesel fuel. The Max Energy 2.0 also has a larger backlit LCD screen for quick and easy setup and user-friendly navigation for simple installation, tuning, and feature options.

The Most Powerful Engine Tuning For Towing On The Market

Hypertech's Power Tuning is the only tuning on the market that allows you to use the highest power level for towing while maintaining safe EGTs. This means no worries about damaging your engine or transmission when towing up to the maximum weight rating specified by the vehicle's manufacturer. Hypertech develops and tests all Power Tuning under real-world conditions using maximum load and steep grades to ensure dependability.

Emissions Certified 50-State Legal

Hypertech offers an emissions certified version of the Max Energy 2.0 that is legal in all 50 states, including California. Only applications that have been emissions certified for sale in California are available in this version. In addition, there is **NO DIFFERENCE IN POWER, PERFORMANCE, OR FEATURE OPTIONS** for the same vehicles offered in the non-certified version.

Easy Plug-And-Play
Installation



WARNING

Cancer and Reproductive Harm
www.P65Warnings.ca.gov

Application-Specific Performance Features

Note: Performance features below are NOT available in all applications. The year/make/model of the vehicle will determine the feature set for that application. Go to hypertech.com for the performance features available for your application. All Max Energy 2.0 Power Programmers read/display/clear DTCs and come with USB cable/software for easy internet updates and/or upgrades.

Throttle Response

Tailor the throttle response sensitivity of the vehicle to fit your specific driving style/needs.

Shift Response

Tailors the transmissions upshift and downshift response time to fit your driving style/needs and conditions better.

Shift Firmness Tunes

These settings allow you to customize the power delivery to how you want. And on properly equipped vehicles you can tailor these settings per drive mode.

TCC Slip

During normal driving the transmission algorithms allow the torque converter clutch (TCC) to slip rather than fully lockup. You can now optimize this for maximum performance and efficiency.

TPMS Threshold

Larger than stock tires often times will have a different tire pressure than smaller stock tires. Adjust the TPMS warning threshold when larger than stock tires are installed.

Tuning For Popular Air Intakes

Cold air intakes change the air velocity and the volume of air passing over the Mass Air Flow (MAF) sensor due to the shape and size of the ducting around the MAF sensor and even the type of air filter used. Retuning the engine calibration for specific popular cold air intakes that are installed is necessary to correct the MAF readings and to take advantage of the increased airflow.

Top-Speed Limiter

Raise or lower the vehicle's top-speed limiter to match the speed rating of the installed tires. Obey all traffic laws when driving and only use this feature for off-highway competition in sanctioned events.

V4/V8 Mode

Disable or adjust the V4/V8 mode or install optimized engine tuning for both modes to improve drivability.

Disable Auto Start/Stop

Auto start/stop can improve fuel economy and lower emissions, but some drivers have noted drawbacks to the feature. Disable or enable the auto start/stop function to fit your driving needs.

Speedometer Calibrator

Recalibrate the speedometer/odometer readings and part-throttle shifting for installed non-stock tire sizes and/or rear gear ratios.

RPM "Rev" Limiter

Extend the engine's rpm range and keep the engine in the "sweet spot" of its power curve for quicker acceleration.

0-60 Throttle Restriction

Remove the engine's wide-open throttle restriction for maximum throttle response and acceleration.

Automatic Transmission Adjustments

Shift Firmness

Increase shift firmness to maximize performance or when towing, to reduce clutch slippage and transmission oil temperatures. That means longer transmission life. Do NOT use this feature if you have installed an aftermarket shift kit.

Shift Points

Raise/lower the shift points in 100 RPM increments for quicker acceleration and maximum performance.

1-4 Skip Shift

Remove the ability for the ECM in manual transmission vehicles which, to improve fuel economy and under light engine loads at very low speeds, forces the shifting mechanism to cause a 1-4 shift instead of a 1-2 shift.

Engine Idle RPM

Adjust the engine's idle RPM to improve fuel economy, eliminate vibrations or improve the charging system.

Cooling Fan "On/Off" Temps

Adjust the "on/off" temps of your vehicle's electric cooling fans to match a lower temp thermostat.

Boost By Gear (Focus ST)

Customize maximum boost delivery in each gear. Gives the ability for less power in lower gears where traction is limited, and still deliver maximum power in higher gears.

MAX ENERGY 2.0

POWER PROGRAMMER

Jeep JK Edition



Part #2200

Part #2300

(Emissions-Certified)

2014-12 JK 3.6

+19Hp +18Tq*

2011-07 JK 3.8

+11Hp +24Tq*

It's Everything JK Owners Want From A Power Programmer... Innovative, Intelligent, & Intuitive

The New Max Energy 2.0 Power Programmer JK Edition for 2014-2007 Jeep JKs takes the lead with an expanded menu of desired features and options to maximize power and control on and off the road. The Max Energy 2.0 also has a larger backlit LCD screen for quick and easy setup and user-friendly navigation for simple installation, tuning, and feature options.

Emissions Certified 50-State Legal

Hypertech offers an emissions certified version of the Max Energy 2.0 that is legal in all 50 states, including California. Only applications that have been emissions certified for sale in California are available in this version. In addition, there is **NO DIFFERENCE IN POWER, PERFORMANCE, OR FEATURE OPTIONS** for the same vehicles offered in the non-certified version.

Save Up To Four Custom-Tailored Programs From Daily Driving To Crawling Quickly & Easily

We know you use your JK in many different ways and you need to customize its performance program from everything from daily driving to crawling and you don't want to be slowed down to change programmed options. With the Max Energy 2.0 you can tailor your options and save up to four (4) programs for quick changes. You can name each of the programs so you can remember the settings at a glance. So when you decide to get off the road and get into the mud or rocks, or let someone borrow your Jeep, all you have to do is plug in the Max Energy 2.0 and quickly select (by name) your custom program and the Max Energy 2.0 will automatically program your JK with the features you've saved. No more going through the entire menu just because you want something different. It's that easy!



WARNING

Cancer and Reproductive Harm
www.P65Warnings.ca.gov

* Power gains based on premium octane. Power gains may vary slightly from those shown.

Application-Specific Performance Features

Note: Performance features below are NOT available in all applications. The year/make/model of the vehicle will determine the feature set for that application. Go to hypertech.com for the performance features available for your application. All Max Energy 2.0 Power Programmers read/display/clear DTCs and come with USB cable/software for easy internet updates and/or upgrades.

On-The-Fly Quick Commands

Note: The Max Energy 2.0 MUST remain plugged into the diagnostic port for on-the-fly features to function. On-the-fly features below are NOT available in all applications. The year of the vehicle will determine the features available for that application. Go to hypertech.com for details.

Idle RPM Override

Allows instant adjustment of the engine idle speed, on-the-fly, when you need full power from your alternator for winching or welding, and then go back to normal when you disconnect it. This can be pretty handy if you just need a little higher idle for a few minutes, and don't have time to go through the entire programming sequence.

Diff Lock Control (Rubicon)

For more power to all 4 wheels, you can choose to lock front and rear differential lockers in 4L, 4H, or 2WD mode.

Traction Control

Eliminates the factory traction control, so you can control your throttle and braking without computer assistance.

Disable TPMS

Disable the TPMS warnings when using aftermarket wheels without TPMS sensors.

Engine Fan Control

Manually override the engine cooling fan operation. Keep it on or turn it off regardless of engine temp.

Programmable Features

Idle RPM

Choose custom idle speed settings for different situations. You can adjust the idle RPM for 4L completely separately from the 4H/2WD idle RPM. With bigger tires you may want to raise the RPM in 4L to help you start moving up rocks and steep grades and in 2WD/4H to help get started from a stop sign or just to keep from bogging the engine down.

And with the "winch" idle, an alternate idle RPM automatically kicks in when the ECU detects you need the extra capacity and will automatically return to normal once the alternator load has returned to normal. Each Idle RPM setting is adjustable from 700-1800 RPM in 50 RPM increments.

Programmable Features (Cont'd)

Throttle Body

Corrects DTC/engine idle problems caused by the Viper throttle body.

TPMS Pressure

Allows adjustment of the tire pressure threshold from 2-100 PSI that triggers the warning for front, rear, or all tires.

Speedometer Calibrator

Recalibrate the speedometer/odometer readings and part-throttle shifting for installed non-stock tire sizes and/or rear gear ratios.

Throttle Response

A crawl tune and street tune all in one! Custom tailor the throttle response for 4Lo, Low, Mid, and High speeds independently. The throttle response will automatically change to your programmed choice when the transfer case is shifted into 4L, and at different speeds when in 4H and 2H, based on your selections. For off-road you can adjust the 4L throttle response to be less responsive than stock to prevent the jerkiness that happens when you're trying to crawl over rocks and get bounced around. For normal driving, you'll want to adjust the Mid and High speed settings. Mid is basically below 40 mph, and High is above 40 mph. Each range is independently adjustable from -50% to +50%, in 5% increments. Our preferences for these settings are marked with "HT" in the programmer. This is an exclusive feature only offered by Hypertech.

Top-Speed Limiter

Lower the top-speed limiter to 45 mph for special situations or raise the top-speed limiter to match the speed rating of factory-approved tires.

RPM "Rev" Limiter

Extend the engine's rpm range and keep the engine in the "sweet spot" of its power curve for quicker acceleration.

Cooling Fan "On/Off" Temps

Adjust the "on/off" temps of your vehicle's electric cooling fans to match a lower temp thermostat.

Max Energy™

POWER PROGRAMMER

Available for select 2005-1996 Chrysler/Dodge Ford/GM/Jeep

Go to hypertech.com and do a product search by vehicle year/make/model for part numbers, applications, power gains, performance features, and CARB E.O. certifications



Easy Plug-And-Play
Installation



WARNING

Cancer and Reproductive Harm
www.P65Warnings.ca.gov

* Hypertech does NOT OFFER regular octane tuning for vehicles that are designed to run on premium octane only. For those vehicles, Hypertech ONLY has premium octane tuning.

** Application specific - See website for details.

Maximum Power & Performance, Improved MPG & Better Drivability

- Optimized engine tuning for maximum power/performance
- Diesel vehicles get three (3) optimized fuel tuning programs to choose from with gains up to **+176Hp/+289Tq**
- Gas/E85 vehicles get optimized Power Tuning for regular and premium octane* with gains up to **+48Hp/+61Tq**

The Most Powerful Engine Tuning For Towing On The Market

Hypertech's Power Tuning is the only tuning on the market that allows you to use the highest power level for towing while maintaining safe EGTs. This means no worries about damaging your engine or transmission when towing up to the maximum weight rating specified by the vehicle's manufacturer. Hypertech develops and tests all Power Tuning under real-world conditions using maximum load and steep grades to ensure dependability.

Application-Specific Performance Features

Note: Performance features below are NOT available in all applications. The year/make/model of the vehicle will determine the feature set for that application. Go to hypertech.com for the performance features available for your application. All Max Energy Power Programmers read/display/clear DTCs and come with USB cable/software for easy internet updates and/or upgrades.

Speedometer Calibrator

Recalibrate the speedometer/odometer readings and part-throttle shifting for installed non-stock tire sizes and/or rear gear ratios.

RPM “Rev” Limiter

Extend the engine’s rpm range and keep the engine in the “sweet spot” of its power curve for quicker acceleration.

Top-Speed Limiter

Raise or lower the vehicle’s top-speed limiter to match the speed rating of the installed tires. Obey all traffic laws when driving and only use this feature for off-highway competition in sanctioned events.

Automatic Transmission Adjustments

Shift Firmness

Increase shift firmness to maximize performance or when towing, to reduce clutch slippage and transmission oil temperatures. That means longer transmission life. Do NOT use this feature if you have installed an aftermarket shift kit.

Shift Points

Raise/lower the shift points in 100 RPM increments for quicker acceleration and maximum performance.


Cooling Fan “On/Off” Temps

Adjust the “on/off” temps of your vehicle’s electric cooling fans to match a lower temp thermostat.



INTERCEPTOR™

POWER TUNING



Navigate Your Journey With Adrenalizing Performance For Toyota/Lexus 4.6/5.7 iForce

Interceptor Power Tuning for Toyota/Lexus 5.7/4.6 iForce Trucks/SUVs is the most advanced Power Tuning technology available. Easy plug-and-play installation with factory-style connectors (no splicing) gives Toyota/Lexus owners smoother throttle response under all driving conditions, while part-throttle tuning improves power response and drivability. The Interceptor also automatically optimizes engine tuning for regular and premium octane on-the-fly, as well as offers specific engine tuning calibrations when popular aftermarket cold air intakes are installed. Interceptor Power Tuning is untraceable after un-installing and fully internet updatable.



WARNING

Cancer and Reproductive Harm
www.P65Warnings.ca.gov

* Not legal for sale/use in CA.

** Power gains based on premium octane. Power gains may vary slightly from those shown.

Part #706001*

2007-Up 5.7 iForce Truck/SUV

+17Hp +23Tq**

2010-Up 4.6 iForce Truck/SUV

+13Hp +17Tq**

Go to hypertech.com for all applications

Engine Tuning For Popular Aftermarket Cold Air Intakes

Cold air intakes change the air velocity and the volume of air passing over the Mass Air Flow (MAF) sensor due to the shape and size of the ducting around the MAF sensor and even the type of air filter used. Retuning the engine calibration for specific popular cold air intakes that are installed is necessary to correct the MAF readings and to take advantage of the increased airflow. We have developed specific engine tuning calibrations for these popular aftermarket cold air intakes when they are installed for optimum vehicle performance.

- AEM® Brute Force
- aFe® Stage 2 & Stage 2Si
- Airaid® air intake
- K&N® 77 Series (metal)
- K&N® 63 Series (plastic)
- Injen® Power-flow
- RBP™ air intake
- Volant air intake

All CAIs are registered trademarks of their respective companies.

Speedometer Calibrator

Available for select
Chrysler/Dodge/Ford
GM/Jeep/Ram

Go to hypertech.com and do a product search by vehicle year/make/model for part numbers, applications, features, and CARB E.O. certifications



Quickly & Easily Recalibrate Speedometer For Larger Tires/ Non-Stock Rear Gear Ratios

Hypertech's Speedometer Calibrator can correct the speedometer/odometer for tires up to 54 inches (depending on the application). Simply plug the Speedometer Calibrator into the vehicle's under-dash connector, select the tire height and/or new rear gear ratio** that's been installed, and the vehicle's computer is reprogrammed for accurate speedometer/odometer readings (as required by law). The Speedometer Calibrator does NOT contain performance tuning or other performance options, but does read, display, & clear DTCs and is internet updateable.

Quick & Easy
Plug-And-Play
Installation



WARNING

Cancer and Reproductive Harm
www.P65Warnings.ca.gov

*Application specific - See website for details.

**Rear gear feature is application specific - See website for details.

In-line Speedometer Calibrator Module

**No
Limitations
For Increasing
Tire Height**



Recalibrate Your Speedometer For Unlimited Tire Sizes

Hypertech's In-line Speedometer Calibrator Module is an in-line module that corrects the speedometer/odometer readings for vehicles with computers that don't allow for tire size correction or tire sizes that are outside the range of programmers.



WARNING

Cancer and Reproductive Harm
www.P65Warnings.ca.gov

* Application specific - See website for details.

Ford/Lincoln

730125	2019-18	F250-F450
	2018-15	F150
730120	2016-11	F250-F550
730121	2014-12	F150
730112	2008	F250-F550
	2008-07	Expedition/Navigator
730110	2008-04	F150
730111	2007-05	F250-F550

GM

730129	2019	1500 Truck (New Body Style)
730127	2018-17	Truck/SUV
730128	2016-14	Truck/SUV
730102	2014-07	Truck/SUV

Nissan


730130	2019-18	Armada/Frontier
730126	2018-16	Titan/Titan XD
730105	2010-08	Titan/Armada
730106	2008-05	Frontier/Pathfinder/Xterra
730104	2007-04	Titan
	2007-05	Armada

Toyota

730123	2018-16	Tacoma
730119	2018-14	Tundra/Sequoia
730117	2015-12	Tacoma
730114	2008-06	RAV4
730113	2008	Highlander/Highlander Hybrid
730118	2010-07	FJ Cruiser
730117	2011-05	Tacoma
730103	2013-07	Tundra
	2010-08	Sequoia

Installation Is A Snap

Using the USB cable connect the In-line Speedometer Calibrator Module to your PC and enter the new tire height. Next, simply disconnect the factory connector to the instrument cluster (behind the dash), snap in the In-line Speedometer Calibrator Module, reconnect the cluster, and you're done! In a matter of minutes, you can accurately correct your speedometer and odometer readings (as required by law).



Power Chip™ for 1995-81 GM

- More power that installs as easy as changing a fuse
- Premium octane fuel required

Visit hypertech.com for more information, power gains, or specific applications.

Power Coil Kits/Caps/Rotors**

Hypertech's Power Coil is capable of firing a street or slightly modified engine up to 7000 RPMs. Voltage gain over stock can exceed up to 57% more output depending on application. Stock coils usually average around 36,000 volts as compared to Hypertech's coil kits that average between 45,000 and 55,000. Our coil kits include coil, brass terminals, cap, and rotor. Nylon rotor hold-down screws are included to prevent misfire, and our caps are made of high dielectric material to prevent carbon tracking. Each cap fits the distributor housing tightly to eliminate leakage. Visit hypertech.com for more information or specific applications.



Air Charger**

- Streamlines airflow in throttle body for more horsepower, torque, and improved throttle response
- Quicker acceleration
- Easy installation

Part #4000
1995-87 Camaro/Firebird/Corvette 305/350 TPI/LT1/LT4
1993-91 Syclone/Typhoon 4.3 Turbo



Adjustable Fuel Pressure Regulator**

- Precisely set fuel pressure to factory specifications
- Fine tune air/fuel ratio for maximum performance
- Easy installation

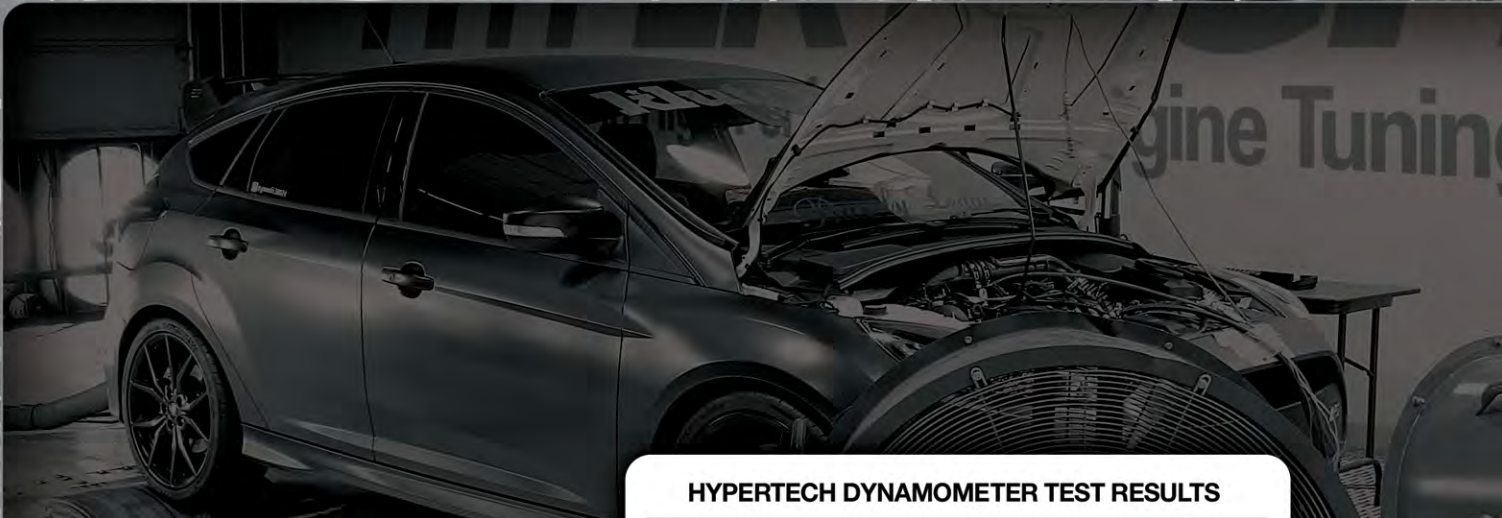
Visit hypertech.com for more information and specific applications.



WARNING

Cancer and Reproductive Harm
www.P65Warnings.ca.gov

* Application specific - See website for details.
** Not legal for sale/use in CA.



Hypertech Dyno Charts Explained

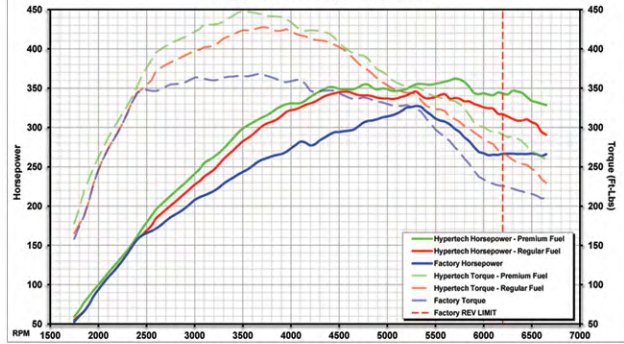
We extensively test and measure our tuning improvements with chassis dynamometers. To accurately measure the performance improvements our tuning makes at all RPMs, we test each vehicle in a single gear through the broadest RPM range possible. If possible, this gear is the 1:1 ratio gear of the transmission which minimizes the drivetrain loss. For automatics, we apply the torque converter clutch at all speeds during the testing which will simulate a manual transmission type lockup. Our testing/tuning processes are very detailed to allow ample time between measurements which ensures that operating temps of the engine, transmission, and even dyno equipment are stable and consistent. This guarantees that our measurements accurately show the improvements that our tuning is providing without errors from outside influences.

How To Read A Dyno Chart

Once we have repeatable dyno measurements for our Power Tuning the info is put into a dyno chart. This chart shows the maximum power the vehicle puts to the ground, as well as the RPM where the improvements made the biggest gain. Although maximum power numbers are great for bragging rights, the biggest difference you'll notice is the RPM where the gain is highest. But there's more to performance improvements than just the biggest numbers. You don't drive at just one RPM point, so it's important to note the power improvements all across the curve. The additional power from Hypertech Power Tuning at all RPMs at wide open throttle translates to improvements at part throttle. With this in mind, it's important to make note of the improvements around the RPMs which you drive in the most. A normal daily driver can benefit from torque improvements at lower RPM range, while someone who tows or races will benefit from better power in the higher RPM range.

HYPERTECH DYNAMOMETER TEST RESULTS

Ford F150 3.5 V6 EcoBoost



Tuning	Horsepower		Torque	
	Maximum	Gain	Maximum	Gain
Hypertech Tuning 93 Octane Fuel	362 HP @ 5700 RPM	+79 HP @ 6150 RPM	448 Ft-Lbs @ 3500 RPM	+83 Ft-Lbs @ 3500 RPM
Hypertech Tuning 91 Octane Fuel	351 HP @ 4700 RPM	+66 HP @ 6200 RPM	444 Ft-Lbs @ 3600 RPM	+78 Ft-Lbs @ 3600 RPM
Hypertech Tuning 89 Octane Fuel	346 HP @ 6300 RPM	+66 HP @ 6200 RPM	429 Ft-Lbs @ 3700 RPM	+68 Ft-Lbs @ 3950 RPM
Hypertech Tuning 87 Octane Fuel	346 HP @ 6300 RPM	+59 HP @ 6000 RPM	428 Ft-Lbs @ 3700 RPM	+67 Ft-Lbs @ 3950 RPM
Factory Stock Tuning	327 HP @ 5300 RPM	—	368 Ft-Lbs @ 3700 RPM	—

RPM	Horsepower			
	Factory	Hypertech Regular Fuel	Hypertech Premium Fuel	Hypertech Premium Fuel
1750	53	55 (+2)	59 (+6)	61 (+8)
2000	94	94 (+0)	100 (+6)	102 (+8)
2500	168	169 (+1)	179 (+11)	181 (+13)
3000	208	227 (+19)	241 (+33)	250 (+42)
3500	243	282 (+39)	299 (+56)	300 (+57)
3700	289	301 (+12)	313 (+24)	314 (+25)
3950	289	319 (+30)	329 (+40)	330 (+41)
4000	273	322 (+49)	331 (+58)	332 (+59)
4500	294	345 (+51)	349 (+55)	350 (+56)
5000	314	337 (+23)	349 (+35)	350 (+36)
5500	327	346 (+19)	355 (+28)	356 (+29)
5500	311	339 (+28)	355 (+44)	356 (+45)
5700	288	337 (+49)	362 (+74)	363 (+75)
6000	267	326 (+59)	343 (+76)	344 (+77)
6150	268	317 (+49)	344 (+76)	345 (+77)
6300	267	311 (+44)	346 (+79)	347 (+80)
6400	266	309 (+43)	344 (+78)	345 (+79)
6500	267	307 (+40)	334 (+67)	335 (+68)
6600	264	294 (+30)	330 (+66)	331 (+67)
6650	266	291 (+25)	328 (+62)	329 (+63)

RPM	Torque			
	Factory	Hypertech Regular Fuel	Hypertech Premium Fuel	Hypertech Premium Fuel
1750	158	161 (+3)	175 (+17)	176 (+18)
2000	248	248 (+0)	262 (+14)	263 (+15)
2500	348	354 (+6)	376 (+28)	377 (+29)
3000	364	398 (+34)	422 (+58)	423 (+59)
3500	365	424 (+59)	448 (+83)	449 (+84)
3700	368	428 (+60)	444 (+76)	445 (+77)
3950	358	425 (+67)	438 (+80)	439 (+81)
4000	359	423 (+64)	434 (+75)	435 (+76)
4500	343	402 (+59)	408 (+65)	409 (+66)
5000	330	354 (+24)	366 (+36)	367 (+37)
5500	324	342 (+18)	352 (+28)	353 (+29)
5500	297	322 (+25)	339 (+42)	340 (+43)
5700	275	311 (+36)	334 (+59)	335 (+60)
6000	254	285 (+31)	301 (+47)	302 (+48)
6150	238	271 (+33)	284 (+46)	285 (+47)
6300	225	268 (+43)	291 (+66)	292 (+67)
6400	222	259 (+37)	289 (+67)	290 (+68)
6500	219	253 (+34)	282 (+63)	283 (+64)
6600	216	248 (+32)	270 (+54)	271 (+55)
6600	210	234 (+24)	263 (+53)	264 (+54)
6650	210	229 (+19)	259 (+49)	260 (+50)

Red Shaded Area Denotes Power Measured Above Factory REV (Limit of 6200 RPM)

11 Fully Customizable Tuning Features

- **ENGINE TUNING:** 4 Optimized Tunes for 87, 89, 91, & 93+ Octane Fuels
- **THROTTLE RESPONSE:** Hyper-Mileage, Mileage, Stock, Tow, Street, Sport, Performance, Track
- **DIAG:** Read, Display Codes With Full Definition, and Clear Codes
- **BELL CURVE:** Raise or Lower up to +8000RPM
- **TOP SPEED LIMITS:** Lower, or Raise to Match Speed Rate Tiers
- **FANS:** Adjust On/Off Temperatures
- **THROTTLE RESPONSE:** Normal/Sport Modes: Stock, Tow, Street, Sport, Performance

* Drive Mode Specific Features Only Applicable If Equipped

Thorough Data = Reliable Results

As you can tell, dyno charts are a very important tool for you and us. The attention to detail necessary to guarantee repeatable and reliable data for each test is very time consuming, but that level of detail let's us provide thorough results that we can all rely on. We publish ALL of our dyno charts for ALL of our applications at hypertech.com.

Return The Vehicle To The Stock Tuning BEFORE Taking The Vehicle In For Service

If you take your vehicle to a dealer or mechanic for service, you must first remove the Hypertech Power Tuning and restore the stock programming. This is because diagnostic devices expect to find stock calibrations and will often overwrite the program if the latest stock calibration is not found in the computer's memory. This will result in the loss of your Hypertech Power Tuning data. The Power Tuning can be easily removed to restore the stock tuning before you take your vehicle in for service, enabling the service technician to upgrade your stock calibrations. After the service is complete, you can reinstall your Hypertech Power Tuning. If you have any questions related to service issues, please call Hypertech at 901.382.8888.



Product Warranty 3 Year Factory Direct Limited Warranty*

All Hypertech Power Tuning Products are warranted against defects in materials or workmanship. Hypertech's liability under this warranty shall be limited to the prompt correction or replacement of any defective part of the product which HYPERTECH determines to be necessary. This 3 Year Factory Direct Limited Warranty applies to the original purchaser for the term of three (3) years after the initial sale of the Hypertech product, providing any and all proof of sale and information requested is furnished. You must retain a copy of your original sales invoice or receipt. Without proper documentation, a service fee will be applied. Resold units, units sold by 3rd-party vendors (i.e. ebay) and/or non-authorized Hypertech dealers, and obsolete or discontinued products are NOT covered under this warranty.

* 3 year factory direct limited warranty applies to React Throttle Optimizers, Max Energy 2.0 Power Programmers, Max Energy Power Programmers, Interceptors, Speedometer Calibrators, In-Line Speedometer Calibrator Modules, & Power Chips for GM. Accessories such as but not limited to Power caps, Power coil kits, and fuel pressure regulators have a one (1) year warranty.

30-Day Risk-Free, Money Back Guarantee

The 30-day money back guarantee applies to all React Throttle Optimizers, Max Energy 2.0 Power Programmers, Max Energy Power Programmers, Interceptors, Speedometer Calibrators, In-Line Speedometer Calibrator Modules, and Power Chips for GM. The product **MUST** be returned to the place of purchase within thirty (30) days. All items must be received in a new, unused and ready-to-sell condition (including all original packaging, parts, and paperwork) to receive a refund, excluding any shipping and handling fees. Units purchased used or reconditioned from a non-authorized Hypertech dealer, or units sold by 3rd-party vendors (i.e. ebay) are NOT covered under this guarantee.



HYPERTECH

The World Leader In High-Performance Engine Tuning

3215 Appling Road • Bartlett, Tennessee 38133-3999
Office Hours: 8am - 5pm, Central Time, Mon. - Fri.
Tech: 901.382.8888 • Business: 901.385.1888 • Fax: 901.373.5290

For more information, visit hypertech.com



CUSTOM
AUTOMOTIVE
NETWORK
Automotive Awesome

Formerly Performance Warehouse Association



Serving the Motor
Vehicle Aftermarket

Part #2019
2.19

© 2019 Hypertech, Inc.